


第二册



Largo	= 广板 (每分钟约40-50拍)	<i>pp</i>	= 很弱
Adagio	= 柔板 (每分钟约55-60拍)	<i>p</i>	= 弱
Andante	= 行板 (每分钟约72-84拍)	<i>mp</i>	= 中弱
Moderato	= 中板 (每分钟约90-100拍)	<i>mf</i>	= 中强
Allegretto	= 小快板 (每分钟约100-120拍)	<i>f</i>	= 强
Allegro	= 快板 (每分钟约120-150拍)	<i>ff</i>	= 很强
Presto	= 急板 (每分钟约150-180拍)	<i>sf</i>	= 突强

1、C大调和a小调的练习

C大调音阶和琶音。



学习四指的伸指，要求不离弦滑至音位。
伸指同时必须保留一个手指。



2、铃儿响叮当

Allegretto 彼尔彭特曲

mp

mf

1. 2.

3、三十里铺

稍慢、深情地 陕西民歌

mp

mf

Fine

D.C.

4、练习曲

(Op. 20 No. 1)

Allegro moderato

K. E. 开塞曲

Musical score for "K. E. 开塞曲" (Op. 20 No. 1) by K. E. The score is in treble clef, common time (C), and consists of nine staves of music. It features various technical exercises including slurs, accents, and dynamic markings such as *f*, *ff*, *decresc.*, and *cresc.* Fingerings are indicated with numbers 0, 3, 4, and (4).

a 小调音阶和琶音。

5、双音练习

6、青春舞曲

小快板

王洛宾编曲

7、F 大调和 d 小调的练习

F 大调音阶和琶音。

Musical score for F major scale and arpeggio exercise in 3/4 time. The score consists of two staves. The first staff shows the ascending scale with fingerings: 2, 0, 0, 4, 4, 4. The second staff shows the descending scale with fingerings: 2, 0, 2, 1, 3, 2, 1, 3, 4. A repeat sign is present at the end of the second staff.

8、平安夜

Adagio

F. X. 格鲁伯曲

Musical score for '平安夜' (Silent Night) in F major, Adagio. The score consists of five staves. The first staff starts with a *mf* dynamic and includes fingerings 2, 0, 2, 1, 3, 2, 1, 3, 4. The second staff includes fingerings 3, 1, 4, 4 and a *p* dynamic. The third staff includes fingerings 2, 3, 4, 1, 4 and a *f* dynamic. The fourth staff includes fingerings 4, 0, 4, 4, 0 and a *mf* dynamic. The fifth staff includes fingerings 1, 2 and a *p* dynamic. The score concludes with a fermata and a final chord.

d 小调音阶和琶音。

4 3 0

0 3 2 3 1 2 4 3 3

9、小河淌水

Adagio

云南民歌

pp \longrightarrow *mp*

mf

mp

mf

1. 2.

10、 \flat B大调和 g 小调的练习 \flat B大调音阶和琶音。

Exercise 10 consists of four staves of music. The first staff is in 4/4 time, \flat B major, starting with a square fingering box (2) and a V-shaped fingering box (0). It features a scale with various fingering patterns (4, 4, 4, 4, 4, 4, 4, 4) and an arpeggio. The second staff is in 4/4 time, \flat B major, with a repeat sign and fingering patterns (2, 3, 3, 3, 3, 3, 3, 3, 1, 3). The third staff is in 2/4 time, \flat B major, with a V-shaped fingering box (1) and patterns (3, 4, 4, 2, 3, 4). The fourth staff is in 2/4 time, \flat B major, with patterns (2, 4, 4, 2) and a square fingering box (1).

11、噢！苏珊娜

史蒂芬·福斯特曲

Exercise 11 is the piece 'Oh Susanna' by Stephen Foster, marked 'Allegretto'. It is in 2/4 time, \flat B major. The score consists of three staves. The first staff starts with a square fingering box (2) and a V-shaped fingering box (0), with dynamics *mp* and patterns (2, 3, 0, 2, 2, 2, 4). The second staff has a square fingering box (1) and patterns (2, 0, 4, 1, 3), with dynamics *mf*. The third staff has a V-shaped fingering box (2) and patterns (2, 0, 4), with dynamics *mp*.

12、双音练习

13、同一首歌

中速、深情地

孟卫东曲

g 小调音阶和琶音。

14、天空之城

Adagio

久石让曲

15、 $\flat E$ 大调和 c 小调的练习

$\flat E$ 大调音阶和琶音。

16、送别

中速、深情地

J. P. 奥德韦曲

学生:

教师:

V
 1 3 4 1 2 3 4 0 1
mp

c 小调音阶和琶音。

\square 3 0 1 4 4 1 4 1 4
 \square 3 3 4 2 1 2 4 3 2 4

17、鸿雁

Andante

东蒙民歌

\square 3 1 3 2 V 1 4 1 3 1 2
mp

V 1 4 2 2 2 3 3
mf

\square 1 4 4 2 4 2 4 2
f *mp*

18、A大调和 $\#f$ 小调的练习

A大调音阶和琶音。

Musical score for exercise 18, A major scale and arpeggios. The score is written in treble clef, A major key signature (three sharps), and 4/4 time. It consists of two staves. The first staff contains the A major scale (ascending and descending) with fingerings: 2 1 1 0, 0, 0, 4, 4, 4, 1. The second staff contains arpeggios for the A major triad (A-C-E) and the A minor triad (A-C-B), with various fingerings such as 1 3, 0 3, 3 2, 1, 3, 3.

19、月亮代表我的心

汤尼曲

Musical score for 'The Moon Represents My Heart' (月亮代表我的心). The score is written in treble clef, A major key signature (three sharps), and 4/4 time. It consists of six staves. The first staff is marked 'Moderato' and 'mp'. The second and fourth staves are marked 'mf'. The score includes first and second endings. Fingerings are indicated throughout, such as 1, 2 4, 3, 4, 0, 3, 4, 2 1, 2 1, 1 2, 2 2, 1, 1 2 3, 4 3, 2 3, 2, 2, 4 3, 4 3, 2 4, 0, 3, 4, 2 1, 2 1, 1 2, 1 2 3, 2 1.

20、手指练习

保持正确的手型和按弦方法。

施拉迪克曲

The image displays a musical score for a finger exercise, consisting of eight staves of music. The key signature is G major (two sharps) and the time signature is 4/4. The first staff includes fingering instructions: a square symbol above the first measure, the number '4' above the second measure, and the letter 'V' above the third measure. Each staff contains four measures of music, with the first measure of each staff starting with a repeat sign. The music is written in a treble clef and features a sequence of eighth notes, often grouped in pairs or fours, with slurs indicating phrasing. The exercise concludes with a final whole note on the eighth staff.

22、D大调和b小调的练习

D大调音阶和琶音。

23、我和我的祖国

Andante

秦咏诚曲

24、双音练习

4 0 V 4 2 2 0 2 3 3 2 0 2 4 0 4

4 0 V 4 3 3 1 3 3 3 1 3 4 0 4

V 1 V 2 V 4 0

25、练习曲

(Op. 45 No. 17)

Moderato assai (♩ = 60)

沃尔法特曲

O.H *f*

0 2 4 3 0 0 0

0 4 0 2 3 4 4 0 4 4

0 0 3 2 4 0 3 2 4

This page of musical notation is for guitar and is set in the key of D major (two sharps). It consists of ten staves of music. The notation includes various fret numbers (0, 1, 2, 3, 4) and techniques such as triplets, slurs, and double-stops. The music is written in a single melodic line on a treble clef staff. The first staff begins with a triplet of eighth notes on the first string, followed by a quarter note on the second string. The second staff features a series of eighth notes on the first string, with a double-stop on the second string. The third and fourth staves show a sequence of eighth notes on the first string, with a double-stop on the second string. The fifth staff continues this sequence, with a double-stop on the second string. The sixth staff features a series of eighth notes on the first string, with a double-stop on the second string. The seventh staff continues this sequence, with a double-stop on the second string. The eighth staff features a series of eighth notes on the first string, with a double-stop on the second string. The ninth staff continues this sequence, with a double-stop on the second string. The tenth staff concludes the piece with a final double-stop on the second string.

b 小调音阶和琶音。

2 1 0 3 4 0

4 4 2 3 V 3 3

26、b 小调协奏曲

I

Allegro moderato

里丁格曲

mf

f

mf

f

p

This page of musical notation is for guitar and is set in the key of D major (two sharps). It consists of ten staves of music. The notation includes various techniques such as triplets, slurs, and dynamic markings like *f*, *p*, and *mf*. Fingerings are indicated by numbers 1-4 above notes. The music features a mix of eighth and sixteenth notes, often grouped with slurs or triplets. Dynamic markings are placed below the staves to indicate volume changes. The piece concludes with a final chord marked with a sharp sign.

III

Allegro moderato

The musical score is written for guitar in G major (one sharp) and 4/4 time. It consists of ten staves of music. The tempo is marked **Allegro moderato**. The score includes various guitar techniques such as arpeggios, triplets, and slurs. Dynamic markings include *mf* (mezzo-forte) and *f* (forte). The piece concludes with a double bar line and a repeat sign.

Staff 1: *mf*. Starts with a 4-measure rest, followed by arpeggiated chords. Fingering: 1, 0, 4, 2, 1. Includes a $\sqrt[2]{}$ symbol.

Staff 2: *f*. Continues with arpeggiated chords. Fingering: 1, 0, 4, 2, 1, 4, 3, 0, 2, 1, 3. Includes a $\sqrt[3]{}$ symbol.

Staff 3: *f*. Continues with arpeggiated chords. Fingering: 1, 4, 3, 1, 4, 3, 0, 2, 1. Includes a $\sqrt[3]{}$ symbol.

Staff 4: *mf*. Continues with arpeggiated chords. Fingering: 1, 0, 4, 2, 1, 2, 1, 0, 1, 2. Includes a $\sqrt[2]{}$ symbol.

Staff 5: *mf*. Continues with arpeggiated chords. Fingering: 1, 4, 1, 4, 2, 4, 3, 0. Includes a $\sqrt[2]{}$ symbol.

Staff 6: *mf*. Continues with arpeggiated chords. Fingering: 4, 3, 0, 2, 2, 3, 1, 4. Includes a $\sqrt[2]{}$ symbol.

Staff 7: *mf*. Continues with arpeggiated chords. Fingering: 2, 4, 3, 0, 2, 2, 4. Includes a $\sqrt[2]{}$ symbol.

Staff 8: *mf*. Continues with arpeggiated chords. Fingering: 3, 4, 2, 0, 3, 4, 2. Includes a $\sqrt[2]{}$ symbol.

Staff 9: *mf*. Continues with arpeggiated chords. Fingering: 3, 4, 2, 0, 3, 4, 2. Includes a $\sqrt[2]{}$ symbol.

Musical staff 1: Treble clef, key signature of two sharps (F# and C#). The staff contains a sequence of notes with fingerings 1, 2, 3, 4, 0, 1, 2. A dynamic marking of *f* is placed below the staff. The staff concludes with a *rit.* (ritardando) and *dim.* (diminuendo) marking.

Musical staff 2: Treble clef, key signature of two sharps. The staff contains a sequence of notes with fingerings 0, 2, 0, 4, 3, 0, 2, 4, 4, 0, 3. A dynamic marking of *mf* is placed below the staff. A *f* dynamic marking is also present towards the end of the staff.

Musical staff 3: Treble clef, key signature of two sharps. The staff contains a sequence of notes with fingerings 0, 1, 0, 1, 0, 4, 4, 3, 2, 0, 1, 0, 4. A dynamic marking of *mf* is placed below the staff. A *f* dynamic marking is also present.

Musical staff 4: Treble clef, key signature of two sharps. The staff contains a sequence of notes with fingerings 0, 1, 0, 1, 0, 4, 4, 3, 2, 0, 1, 0, 4. A dynamic marking of *mf* is placed below the staff. A *f* dynamic marking is also present.

Musical staff 5: Treble clef, key signature of two sharps. The staff contains a sequence of notes with fingerings 1, 0, 4, 2. A dynamic marking of *f* is placed below the staff. A *mf* dynamic marking is also present.

Musical staff 6: Treble clef, key signature of two sharps. The staff contains a sequence of notes with fingerings 1, 2, 1, 0, 4, 2, 1. A dynamic marking of *f* is placed below the staff.

Musical staff 7: Treble clef, key signature of two sharps. The staff contains a sequence of notes with fingerings 3, 0, 2, 1, 1, 4, 3, 1, 4, 3, 0, 2, 1. A dynamic marking of *f* is placed below the staff.

Musical staff 8: Treble clef, key signature of two sharps. The staff contains a sequence of notes with fingerings 0, 1, 2, 1, 1, 0, 4, 2, 1, 2. A dynamic marking of *mf* is placed below the staff.

Musical staff 9: Treble clef, key signature of two sharps. The staff contains a sequence of notes with fingerings 1, 0, 4, 2, 1, 4, 2. A dynamic marking of *f* is placed below the staff.

This page of musical notation is for guitar, written in G major (one sharp). It consists of ten staves of music. The notation includes various fingerings (0-4), dynamics (*mf*, *f*, *rit.*, *a tempo*), and articulation marks such as accents and slurs. The music features a mix of eighth and sixteenth notes, often beamed together, and includes some triplet patterns. The piece concludes with a final chord consisting of G4, B4, and D5.

27、G大调和e小调的练习

G大调音阶和琶音。

Two staves of musical notation in G major (one sharp, F#). The first staff shows the G major scale in 4/4 time, starting with a square symbol and a fermata over the first measure. The second staff shows the E minor scale in 4/4 time, starting with a square symbol and a fermata over the first measure. Both scales are written in treble clef with a key signature of one sharp (F#).

28、拨弦练习

Two staves of musical notation in G major (one sharp, F#). The first staff is in 4/4 time and features a sequence of eighth-note triplets, starting with a square symbol and a fermata over the first measure. The second staff is in 2/4 time and features a sequence of eighth-note pairs, starting with a square symbol and a fermata over the first measure. Both exercises are written in treble clef with a key signature of one sharp (F#).

双手拨弦练习。

Allegretto

美国儿歌

Two staves of musical notation in G major (one sharp, F#). The first staff is in 4/4 time and features a sequence of eighth-note pairs, starting with a square symbol and a fermata over the first measure. The second staff is in 4/4 time and features a sequence of eighth-note pairs, starting with a square symbol and a fermata over the first measure. Both exercises are written in treble clef with a key signature of one sharp (F#).

29、喜洋洋

刘明源曲
山水改编

稍快、欢快地

f

V

mf

Fine

pizz.

arco

V

D.C. al Fine

e 小调音阶和琶音。

30、我的中国心

中速、亲切地

王福龄曲