

第一册

0 = 空弦	▣ = 下弓：琴弓向弓尖方向拉奏
1 = 食指	∨ = 上弓：琴弓向弓根方向拉奏
2 = 中指	ˆ = 连弓：一弓连续拉奏两个或两个以上的音符
3 = 无名指	• = 顿音：拉奏之后要有一个小的停顿
4 = 小指	> = 重音：有力的拉奏，要求声音更美更洪亮

1、开始E、A弦上的练习

空弦的练习是基础，必须正确掌握。

mi la

练习正确的按弦手型。

si do re

2、闪烁的小星星

Moderato

法国民歌

fa

3、弓法练习

慢 快 快 慢 快 快 短 短 短 短 长 长 短 短 长 短 短 长

4、放学路上

Moderato

孙晨蕾曲

《A弦歌》：

一二三，西哆来，三线三间和四线。
啦啦啦，不用按，音符就在第二间。

5、粉刷匠

学会1指正确的保留。

中速

波兰民歌

6、A大调音阶、琶音

sol la

《E弦歌》：

咪是空弦不用按，位置就在第四间。
一指发，第五线，二三嗦啦往上算。

7、找朋友

稍快

韩德常曲

8、上学歌

学习连弓的演奏方法。

稍慢、舒展地


北京市唱歌教研组集体曲

9、发音训练

每次上课都要教。

从不加压力的运弓练习开始。


练习要求慢、轻、准。



10、小兔乖乖

中速、天真地

韩德常曲




11、八月桂花遍地开


学习 4 指的按弦方法。

中速、流畅地

江西民歌



12、开始D弦上的练习



13、沂蒙山小调

中速、稍慢 山东民歌

14、D大调音阶、琶音

15、小毛驴

中速、风趣地

林重岡曲

mf

《D弦歌》：

D弦的来是空弦，挂在一线的下面。
一咪二发三是嗦，一线二间和二线。

16、洋娃娃和小熊跳舞

不要匆忙、清晰地

M. 卡楚尔宾娜曲

mp

mf

17、发音训练

每次上课都要练习。
始终追求更美更均匀的声音。

从容不迫地

《练习曲》巴克拉诺娃曲

0 1 2 3 4 3 4 3 2 1 0 1

la

0 1 2 3 4 3 4 3 2 1

18、小燕子

中速稍慢、亲切地

王云阶曲

2 3 1 V 2 0 1 3 3 1 0 3 4 V 2

mp

0 0 2 1 0 V 1 2 0 V 3 1 2 2

2 V 2 0 0

2 3 2 1 0 V 1 2 0 1 0 4 1 3

19、开始 G 弦上的练习

G弦最粗，手指按弦要结实。
运弓时大臂抬平，力求拉奏出厚实的音色。
左手肘稍向右。

《G弦歌》：

空弦嗦，最低音，顶个二，猫下边。
下加二线一指啦，二西三哆往上按。


20、掀起你的盖头来

稍快、活泼地

王洛宾编曲

21、发音训练

每一弓都要保持同样的音量和强度。
力求奏出优美的声音。用全弓。







在E、A弦上2指都要紧靠1指。



22、小红帽

中速稍快

巴西儿歌



23、G大调音阶、琶音

Musical score for Exercise 23, G Major Scale and Arpeggio. The score is written in G major (one sharp) and 4/4 time. It consists of three staves of music. The first staff shows the ascending scale with fingering 0, 0, 0, 4, 4. The second staff shows the descending scale with fingering 4, 3, 2, 1, 3, 2. The third staff shows the descending scale with fingering 3, 2, 3, 1, 3. There are repeat signs and a final double bar line.

24、快乐的农夫

Allegro giocoso

舒曼曲

Musical score for Exercise 24, Happy Farmer. The score is written in G major (one sharp) and 3/4 time. The tempo is Allegro giocoso. The score includes dynamics like *f*, *mp*, and *mf*. There are repeat signs and first/second endings.

26、小步舞曲

Andante

J. S. 巴赫曲

The musical score for 'Minuet' by J.S. Bach is presented in eight staves. The key signature is one sharp (F#), and the time signature is 3/4. The tempo is marked 'Andante'. The score includes various musical notations such as slurs, accents, and dynamic markings.

Staff 1: Starts with a treble clef, a sharp sign, and a 3/4 time signature. The first measure contains a triplet of eighth notes with fingering 3, 1, 3. The second measure has a triplet of eighth notes with fingering 2, 0, 1. The third measure has a dotted quarter note with a fermata and a 'V' symbol. The fourth measure has a dotted quarter note with a fermata and a 'V' symbol. The dynamic marking *f* is placed below the first measure.

Staff 2: The first measure has a quarter note with fingering 0. The second measure has a quarter note with fingering 2. The third measure has a quarter note with fingering 3. The fourth measure has a quarter note with fingering 2. The fifth measure has a quarter note with fingering 3. The sixth measure has a quarter note with fingering 1. The seventh measure has a quarter note with fingering 0. A 'V' symbol is above the fifth measure.

Staff 3: Similar to the first staff, it contains a triplet of eighth notes with fingering 3, 1, 3, followed by a triplet of eighth notes with fingering 2, 0, 1. It also features dotted quarter notes with fermatas and 'V' symbols.


Staff 4: The first measure has a quarter note with fingering 3. The second measure has a quarter note with fingering 2. The third measure has a quarter note with fingering 1. The fourth measure has a quarter note with fingering 0. The fifth measure has a quarter note with fingering 3. The sixth measure has a quarter note with fingering 0. The seventh measure has a quarter note with fingering 3. The eighth measure has a quarter note with fingering 0. A 'V' symbol is above the sixth measure.

Staff 5: The first measure has a quarter note with fingering 3. The second measure has a quarter note with fingering 0. The third measure has a quarter note with fingering 1. The fourth measure has a quarter note with fingering 0. The fifth measure has a quarter note with fingering 3. The sixth measure has a quarter note with fingering 2. The seventh measure has a quarter note with fingering 2. The eighth measure has a quarter note with fingering 1. The ninth measure has a quarter note with fingering 0. The dynamic marking *p* is below the first measure, and *mf* is below the seventh measure. 'V' symbols are above the seventh and eighth measures.

Staff 6: The first measure has a quarter note with fingering 3. The second measure has a quarter note with fingering 3. The third measure has a quarter note with fingering 3. The fourth measure has a quarter note with fingering 3. The fifth measure has a quarter note with fingering 3. The sixth measure has a quarter note with fingering 3. The seventh measure has a quarter note with fingering 3. The eighth measure has a quarter note with fingering 3. The ninth measure has a quarter note with fingering 3. The tenth measure has a quarter note with fingering 3. The eleventh measure has a quarter note with fingering 3. The twelfth measure has a quarter note with fingering 3. The thirteenth measure has a quarter note with fingering 3. The fourteenth measure has a quarter note with fingering 3. The fifteenth measure has a quarter note with fingering 3. The sixteenth measure has a quarter note with fingering 3. The dynamic marking *p* is below the first measure. 'V' symbols are above the thirteenth and fourteenth measures.

Staff 7: The first measure has a quarter note with fingering 3. The second measure has a quarter note with fingering 4. The third measure has a quarter note with fingering 3. The fourth measure has a quarter note with fingering 2. The fifth measure has a quarter note with fingering 2. The sixth measure has a quarter note with fingering 2. The seventh measure has a quarter note with fingering 2. The eighth measure has a quarter note with fingering 2. The ninth measure has a quarter note with fingering 2. The tenth measure has a quarter note with fingering 2. The eleventh measure has a quarter note with fingering 2. The twelfth measure has a quarter note with fingering 2. The thirteenth measure has a quarter note with fingering 2. The fourteenth measure has a quarter note with fingering 2. The dynamic marking *p* is below the first measure. 'V' symbols are above the thirteenth and fourteenth measures.

Staff 8: The first measure has a quarter note with fingering 0. The second measure has a quarter note with fingering 0. The third measure has a quarter note with fingering 1. The fourth measure has a quarter note with fingering 0. The fifth measure has a quarter note with fingering 2. The sixth measure has a quarter note with fingering 2. The seventh measure has a quarter note with fingering 2. The eighth measure has a quarter note with fingering 2. The ninth measure has a quarter note with fingering 2. The dynamic marking *p* is below the first measure.



27、练习曲

(Op. 45 No. 4)

Allegretto

沃尔法特曲

Six staves of musical notation for the exercise "Allegretto" by W. A. Mozart. The music is in G major and 4/4 time. It features a melodic line with various rhythmic patterns and fingerings (3, 4, 2, 3, 4, 1, 3, 4). The first staff includes a "mf" dynamic marking. The piece concludes with a double bar line.


28、双音练习

拉奏两根弦力度要均匀。
仔细聆听纯五度、纯八度的共鸣。
音准练习。

29、新年好变奏曲

英国儿歌
孙晨蕾改编

Andante



30、一条大河

稍慢、亲切地

刘炽曲